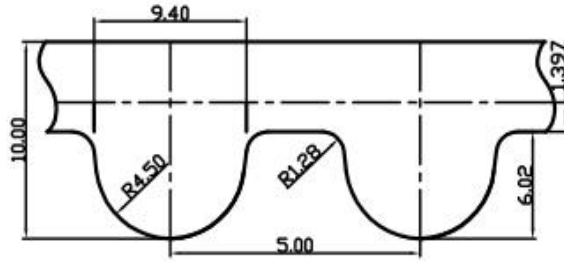


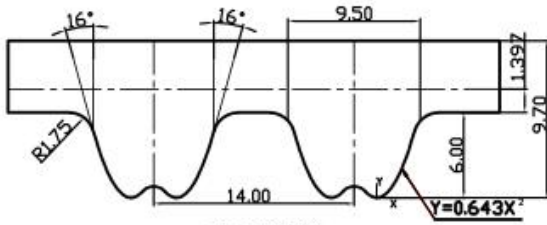
14M带齿形图



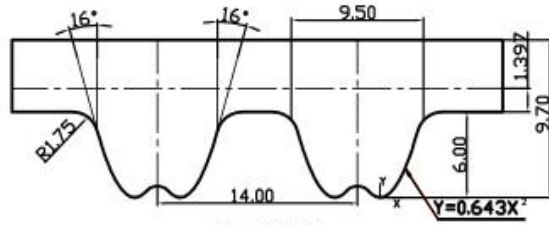
14M带齿形图

规格 Belt Type	节线长 Pitch Length	齿数 Teeth Number
966-14M	966	69
1036-14M	1036	74
1092-14M	1092	78
1162-14M	1162	83
1190-14M	1190	85
1246-14M	1246	89
1246-14M	1246	89
1288-14M	1288	92
1344-14M	1344	96
1358-14M	1358	97
1400-14M	1400	100
1456-14M	1456	104
1470-14M	1470	105
1512-14M	1512	108
1540-14M	1540	110
1568-14M	1568	112
1610-14M	1610	115
1624-14M	1624	116
1652-14M	1652	118
1680-14M	1680	120
1736-14M	1736	124
1750-14M	1750	125
1764-14M	1764	126
1778-14M	1778	127
1806-14M	1806	129
1890-14M	1890	135
1960-14M	1960	140

规格 Belt Type	节线长 Pitch Length	齿数 Teeth Number
1988-14M	1988	142
2002-14M	2002	143
2058-14M	2058	147
2100-14M	2100	150
2170-14M	2170	155
2198-14M	2198	157
2240-14M	2240	160
2310-14M	2310	165
2352-14M	2352	168
2422-14M	2422	173
2450-14M	2450	175
2506-14M	2506	179
2534-14M	2534	181
2562-14M	2562	183
2590-14M	2590	185
2618-14M	2618	187
2660-14M	2660	190
2800-14M	2800	200
3150-14M	3150	225
3360-14M	3360	240
3500-14M	3500	250
3850-14M	3850	275
4200-14M	4200	300
4326-14M	4326	309
4578-14M	4578	327
5320-14M	5320	380
6818-14M	6818	487



R14M带齿形



R14M带齿形

规格 Belt Type	节线长 Pitch Length	齿数 Teeth Number
966-P14M	966	69
1064-P14M	1064	76
1092-P14M	1092	78
1190-P14M	1190	85
1246-P14M	1246	89
1400-P14M	1400	100
1750-P14M	1750	125
1764-P14M	1764	126
1862-P14M	1862	133
1890-P14M	1890	135
1904-P14M	1904	136
2044-P14M	2044	146

规格 Belt Type	节线长 Pitch Length	齿数 Teeth Number
2100-P14M	2100	150
2100-P14M	2100	150
2310-P14M	2310	165
2310-P14M	2310	165
2800-P14M	2800	200
3360-P14M	3360	240
4004-P14M	4004	286
4326-P14M	4326	309
4578-P14M	4578	327
4830-P14M	4830	345
4956-P14M	4956	354
5110-P14M	5110	365